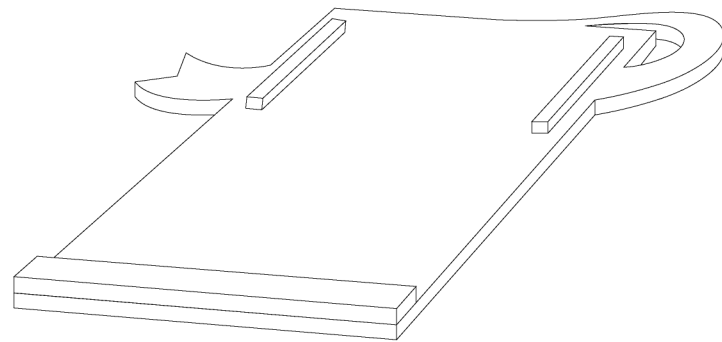



## Instructions: *do not print*


**1** Glue Bottom Stop and Slide Guards Down



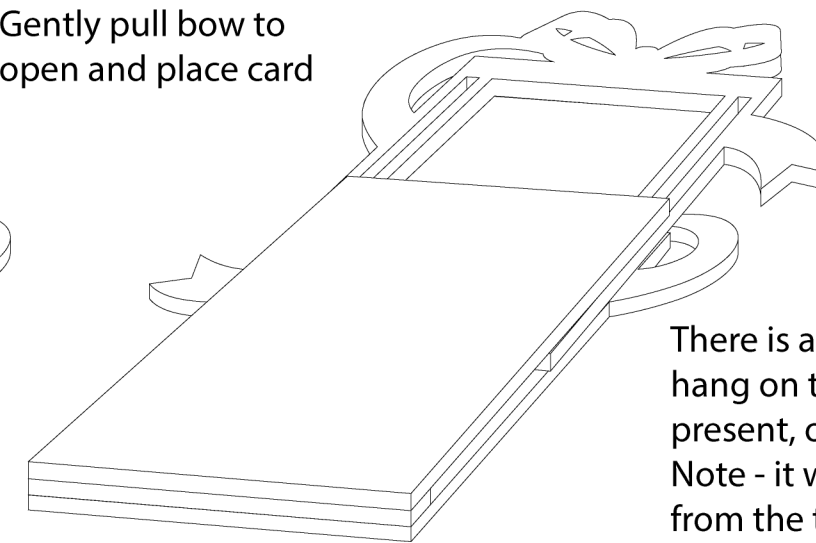
**2** Set Slider in Place and add glue to the top of the Bottom Stop and Slide Guards



**3** Lay top over piece and allow glue to dry



**4** Gently pull bow to open and place card



There is a hole in the bow to hang on the tree, stocking, present, or whatever.  
Note - it will stay closed from the tightness of the piece. Enjoy!

*\*Note: the slide guards are cut from from slide holes.  
I have given you 4 but you only need 2. :)*